


PRESSURE TANKS

STANDARD VERTICAL GALVANIZED WELL SYSTEM TANKS

Order No.	Total Tank Vol. Gals.	Drawdown - Gallons			Approx. Size Inches	Approx. Ship. Wt. Lbs.	Tapping Size - Inches		
		.155 @ 20/40	.101 @ 30/50	.071 @ 40/60			A	B	C
124831	42S	6.5	4.2	3.0	20x34	71	1 1/4	1 1/4	1 1/4
125211	42T	6.5	4.2	3.0	16x51	71	1 1/4	1 1/4	1 1/4
124832	82	12.7	8.3	5.8	20x63	114	1 1/4	1 1/4	1 1/4
124833	120	18.6	12.1	8.5	24x65	154	1 1/4	1 1/2	1 1/2
124834*	220	34.1	22.2	15.6	30x78	303	1 1/4	2	2
124835*	315	48.8	31.8	22.4	36x80	416	1 1/4	2	2

*Non-Stock Item - Consult Factory for Delivery Schedule.

Galvanized Pressure Tanks ... 75 PSI Maximum Working Pressure. 150 PSI Test Pressure.



AIR-E-TAINER® PRE-PRESSURIZED WELL SYSTEM TANKS

Part No.	Total Tank Vol. Gallons	Drawdown - Gallons by PSI Settings***			Approx. Size In. Dia x Ht	Ship Wt Lbs	NPT Size/ MTL	Factory Precharge PSIG	Max Working Pressure (PSI)	Max Working Temp
		20/40	30/50	40/60						
131009	2	0.7	0.6		8-1/4 x 10-1/5	5	3/4" M	28	100	140
132477	4.6	1.6	1.4		11 x 14-3/4	9	3/4" M	28	100	140
132661	14	5.2	4.3	3.7	15-3/8 x 24-3/4	25.5	1" F	38	100	200
136878A	14	5.2	4.3	3.8	15-1/3 x 16-7/10	28	3/4" M	28	100	200
132662	20	7.4	6.2	5.4	15-3/8 x 32-1/4	30	1" F	38	100	200
132663	36	13.3	11.1	9.7	20 x 38-5/8	45	1" F	38	100	200
133517	52	19.2	16.1	14	23-3/8 x 38-5/8	77	1-1/4" F	38	100	200
136875	65	23.9	20	17.5	23-3/8 x 46-3/5	87	1-1/4" F	38	100	200
135460	86	31.8	26.7	23.2	23-3/8 x 59	105	1-1/4" F	38	100	200
136876	119.5	44	37	32	26 x 61-1/4	165	1-1/4" F	38	100	200

***In keeping with current industry standards, drawdown factors are based on Boyle's law. Actual drawdowns will vary depending upon system variables, including the accuracy and operation of the pressure switch and gauge and operating temperature of the system.

Caution: install a pressure relief valve on any installation where the pump pressure can exceed the tank's maximum working pressure.

NOTE: Precharged tanks cannot ship via air freight.



In-line tanks
131009
132477



Vertical Tanks
132661 136875
132662 135460
132663 136876
133517

AIR-E-TAINER® PUMP STAND

Order No.	Application
134151	For Mounting Jet Pumps On Top Of 132661, 132662, 132663, 133517, 136875, 135460 and 136876 Air-E-Tainer Tanks



FITTING PKGS. FOR JET PUMP/PRESSURE TANK MOUNTED SYSTEMS

Fittings Pkg Order No.	For Use With		Package Contents
	Pumps	Well System Tanks	
135918	1/3 & 1/2 HP Shallow Well and Convertible Horizontal Jet Pumps	132661 Vertical Air-E-Tainer 132662 Vertical Air-E-Tainer	Nipples, Elbows, Discharge Tee, Hose, Clamps and Pump Stand (134151)
134273		131009 Compact Air-E-Tainer 132477 Compact Air-E-Tainer	Nipples, Elbows and Discharge Tee

PRESSURE TANK ACCESSORIES

AIR VOLUME CONTROL - DIAPHRAGM TYPE

Charges standard pressure tanks with air on each operating cycle. Maintains the correct relationship between the volume of air and quantity of water in the tank.

ORDER NO.	NPT	TYPE	MAX. TANK CAPACITY
023917	3/8"	AV100 Non-Repairable	120 Gallon



Non-Repairable

AIR VOLUME CONTROL - FLOAT TYPE

Maintains the correct relationship between the volume of air and quantity of water in the pressure tank.

ORDER NO.	NPT	TYPE
023916	1 1/4"	Deep Well Less Gauge
023926	1 1/4"	Shallow Well Less Gauge



PRESSURE RELIEF VALVE

Order No.	NPT	Release Pressure	Capacity Gallon Per Hour
024777	1/2"	75 PSI	1200 at 70 PSI

NOTE: Install a Pressure Relief Valve with any pump capable of producing more than 75 PSI at the tank.



AIR VALVES

Order No.	NPT	Description
023915	1/4"	Allows admittance of air to any pressure system



JET PUMPS/TANKS SYSTEM FITTINGS


Order No.	Description
134176	1" x 34" Hose



JET PUMP ACCESSORIES

POWER CONVERSION UNIT FOR JET AND CENTRIFUGAL PUMPS

Order No.	Application
122649 NEMA C	Can be used with any jet or centrifugal pump equipped with NEMA C or NEMA J standard electric motors. Gasoline engine or electric motor can be directly coupled with shaft or can be used with belt and pulley. For electric motor used with belt drive, the motor HP should be doubled. The gasoline engine HP should be doubled that of standard motor in either case above.
135458 NEMA J	5/8" Dia. steel shaft, mounted in two heavy duty ball bearings, carry all radial and thrust loads.



JET PUMP ACCESSORIES

TURNED COUPLING/GALV.

Order No.	Size
129205	1-1/4" NPT



WELL POINT

Order No.	Size	Gauge	Screen Length
120857	1-1/4" x 30"	60	24"
120881	1-1/4" x 36"	60	30"



TOUCH-UP PAINT

Order No.	Description
133367	F&W Blue Spray Can

DRIVE COUPLINGS

Order No.	Description
127486	1-1/4" Coupling for 1-1/4" Drive Pipe

WELL ADAPTERS FOR JET PUMP INSTALLATIONS

Order No.	Description	Well Size	Drop Pipe	Suction Pipe	Pressure Pipe
127025	Right Angle	2"	1"	1-1/4"	1"
129723			1-1/4"	1-1/4"	1"
129719	Straight	2"	1"	1-1/4"	1"
129720			1-1/4"	1-1/4"	1"
022961	Adapter to match Sta-Rite vertical jet pump footprint to F&W "VA," "VS" and "VPH" jet pumps without disturbing existing well plumbing				



Right Angle Adapter



Right Angle Adapter



Straight Adapter

WELL SEALS

Order No.	Description	Well Size	Suction Pipe	Pressure Pipe
120366	Single Pipe Jet Installation	2"	1"	-
126077	Single Pipe Submersible Installation with Cable Seal	4"	1-1/4"	-
129331		4"	2"	-
126369		5"	1-1/4"	-
125760		6"	1-1/4"	-



Single Pipe Jet

Single Pipe Submersible

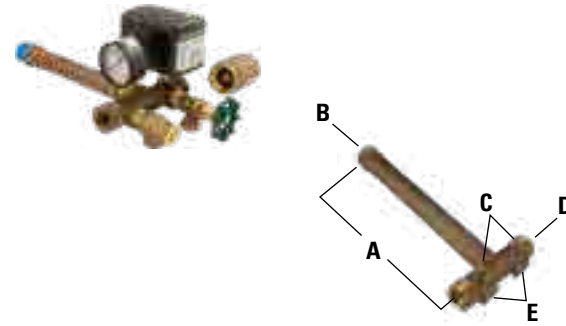


SUBMERSIBLE ACCESSORIES

SUBMERSIBLE PUMP FITTINGS FOR AIR-E-TAINER AND OTHER CONTAINED AIR TANKS

Brass Tank Cross, Pressure Switch 30/50 PSI, Pressure Gauge, 1/2" Pressure Relief Valve, 1" Check Valve, 1/2" Boiler Drain

Order No.		Dimensions Inches NPT				
		A	B	C	D	E
023281	Complete Package - Low Lead	10"	1"	1/4"	1" M x 3/4" F	1/2"
024795	Tank Cross Only	10"	1"	1/4"	1" M x 3/4" F	1/2"



SUBMERSIBLE TORQUE ARRESTOR

Eliminates damage to submersibles due to high starting torque.

Order No.	Description
024783	Adjustable to well casings from 4" to 8" I.D.



SUBMERSIBLE CABLE GUARD

Prevents power cable from abrading against side walls of well casing.

Order No.	Description
024770	Fits 6" well-cut tabs for use in 4" and 5" wells



POLYPROPYLENE SUBMERSIBLE SAFETY ROPE

Order No.	Description
134099	500 ft. reels (no cut lengths)



SUBMERSIBLE POWER CABLE WITH GROUND

500 Ft. random reels (no cut lengths)

Wire Size	T-PRENE Jacket†	Plastic Jacket‡	
	3-Wire Order No.	3-Wire Order No.	2-Wire Order No.
No. 12	262-123-53	262-123-54	261-122-54
No. 10	262-103-53	-	-

† TPR Insulation, Copper Conductor

‡ TW Insulation, Standard Copper Conductor



SPLICE KITS

Order No.	Wire Sizes
134100	#14, #12, #10
136755	#8, #6

ELECTRICAL ACCESSORIES

LIGHTNING ARRESTORS

Part No.	Description
127103	Franklin, spark gap 1-Phase 250 Volts (Max.)—1 Req'd.
020165	F&W metal oxide varistor, 1-phase, 240 volt max. - 1 req'd



BW WATER LEVEL CONTROL - Type 1500G

Provides automatic low level cutoff protection for submersible pumps and deep well turbines

Part No.	Description	Qty Req'd
020097	Control, 208-230V, 50/60 Hz, NEMA 1, pump up or pump down	1
125748	Type LH Relay Rated 1 HP, Single Phase, 208-240V, 50/60Hz	
127835	Electrode	2
267-001-40	Suspension Wire-500 Ft. Reels	*

*No cut length.



LEAD WIRES FOR FLINT & WALLING MOTORS

Order No.	Motor Diameter	Description
022797	4"	3 Wire, Plain One End, 48" 14 AWG
022788	4"	2 Wire, Plain One End, 48" 14 AWG

PUMPSAVER PLUS SINGLE PHASE MOTOR PROTECTION

Control Type	HP	Volts	P/N	Wt.
PumpSaver Insider	1/3 - 1	230	023803	1.0
PumpSaver Plus	1/3 - 1-1/2	230	023804	3.5
	1/3 - 3	230	023805	3.5
	5 - 7-1/2	230	023806	4.0



SUBMERSIBLE ACCESSORIES

PRESSURE SWITCHES

Order No.	Switch Setting	Bottom Connection NPT	Maximum Electrical Rating		
			Single Phase		Three Phase
			115V	230V	115V
020345	20-40	1/4M	1 HP	1-1/2 HP	2 HP
020346	30-50	1/4 M	1-1/2 HP	2 HP	3 HP
130723*	20-40	1/4 F	1 HP	1-1/2 HP	2 HP

NOTE: All switches are two pole.
*Indicates low pressure cut off.



OPEN TANK FLOAT SWITCH

Order No.	Description	Max. Switch Ratings	Qty. Req'd
125272	Switch only (heavy duty)	2 HP, 120V, 1 PH 3 HP, 240V, 1 PH 5 HP, 240V, 3 PH	1
125274	Float rod 60" long		1
135266	Stop, rod (rubber)		4

For complete switch, order all parts in quantity as listed above.



CHECK AND FOOT VALVES

CHECK VALVES

Spring controlled, general service for jet, submersible or centrifugal, for horizontal or vertical application

ORDER NO.	NPT	CAN BE USED IN PIPE SIZE INCHES
024769	1"	2"
023427	1" FPT x 1-1/4" MPT	2"



FOOT VALVES

Spring controlled, Jet or centrifugal, for vertical application

ORDER NO.	NPT	WELL PIPE SIZE
136294	1"	2"
136295	1-1/4"	2-1/2"
023226	2"	3-1/2"

